

# Classes

Classes are held at Jennifer's house (I do have cats) at 435 Woodburn, just off of 131 at 84th Street.

Basic class fee is \$60/day. Payment is required before the date of the session by check, PayPal (quick, secure, and easy) or call me with your credit card information (I am THE only person who listens or answers my phone). Credit card info should include whether it's Visa or MasterCard, the 16 digits of numbers, the expiration date, and the 3-digit CV# (on back of card)---call me at 616-878-1526..

Class dates can be arranged to suit your schedule --  
Call or email me to sign up for a convenient day(s), during the week or weekends,  
one-on-one or with friends in a group session.

## Dollmaking



### Making the Square Body Lady

Have a fun-filled day creating your own Square Body Lady from my collection of handwoven and specialty fabrics, learn how to paint/draw a face on UltraSuede and, best of all, learn how to make endless lengths of fabric tubes (for legs, arms, whatever!).

One day: 9:30am-3:00pm  
\$60 plus \$15 materials fee



### DRAWING FACES

Learn to develop your own unique way of drawing and painting faces using permanent pens on a wide range of fabrics for doll faces. Make faces for the dolls you want to create or bring your dolls that you want to create faces for!

Half-Day 9:00am - 12:30pm  
\$35 plus \$6 materials



### NEEDLE-SCULPTING FACES - EXPRESSIVE FACES:

Learn Jennifer's techniques for making these expressive and whimsical faces starting with a piece of flat knit fabric. These faces can be used on the Hand Puppets, made into brooches, or for your own one-of-a-kind dolls.

One day - 9:00am - 5:00pm  
\$60 plus \$15 materials fee(fabrics, needles)





### NEEDLE-SCULPTING FACES - 2-PIECE FACES:

Learn Jennifer's techniques for making 2-piece (profile) faces with fine knit fabric. These faces can be used on the Glamour Girls and Button Jesters.

One day - 9:00am - 5:00pm

\$60 plus \$15 materials fee (fabrics, needles)



### MAKING A GLAMOUR GIRL DOLL

You'll create this lovely Glamour Girl using my pattern and your own unique piece of jewelry or necklace embellishment. She's an 18" tall poseable doll with a knit body.

Next class on February 9

One day - 9:00am – 5:00pm

\$60 plus \$20 pattern/materials fee, OR

\$60 plus \$12 pattern/materials fee (if you bring your own fabric)



### MAKING THE BIG SKIRT LADY/ANGEL DOLL

Create your very own lovely 12" tall wall-hung feminine lady or angel from Jennifer's newly published pattern. Bring your own fabric or choose from Jennifer's large collection.

One day - 9:00am – 5:00pm

\$60 plus \$20 pattern/materials fee , OR

\$60 plus \$10 pattern/materials fee (if you bring your own fabric)



### MAKING THE SANTA DOLL


Make your very own poseable 18" tall Santa doll out of knit fabrics using Jennifer's newly published pattern. Either bring your own fabric and/or choose from Jennifer's collection.

Two days - 9:00am – 5:00pm each day

\$120 plus \$25 pattern/materials fee

\$120 plus \$12 pattern/materials fee (if you bring your own fabric)





### WHIMSICAL DOLLS

Spend the day creating these fun and easy dolls that I call Barefoot Sisters. Learn how to draw a face on fabric, as well as sew hands and feet, while adding your own unique ornament to the front.

One day - 9:00am – 5:00pm

\$60 plus \$15 materials fee

---



## Fabric Painting

### DISCHARGE DYEING



Learn to create pattern and designs on natural fabrics, such as cotton and silk, by removing the color using both bleach and other discharge agents by stamping, stenciling, and tie-dye. Make your own fabric for your quilts, clothing, upholstery and more!

One or two days - 9:00am - 5:00pm each day

**One Day**  
\$60 plus \$25 for materials

**Two Days**  
\$120 per day plus \$35 materials fee

---

### PRINTING AND PAINTING FABRIC:



Using professional quality textile inks, create patterns on *any kind of fabric---natural and synthetics* for quilts, clothing, upholstery and more! One or two-day class.


One or two days - 9:00am - 5:00pm

**One Day**  
\$60 plus \$20 materials  
(includes fabric you choose from my huge collection)

**Two Days**  
\$120 plus \$30 materials

---





## MONOPRINTING AND EMBROIDERY

Spend the morning printing fabric and the afternoon hand embroidering your own unique fabric images. Monoprinting involves printing/painting a plate (glass or plexiglass, etc.) and then impressing that image onto fabric for a one-time print of that picture.

One day  
9:00am - 5:00pm each day

\$60 plus \$25 materials fee



## CREATING PATTERN ON SILK FABRICS

Silk is a glorious fiber and creating your own patterning for clothing, quilting, embroidery, or accessories opens up a world of possibilities.

Pre-colored silk fabrics will be used to remove color by applying a discharge agent with stamping, stenciling and pole-wrapped shibori techniques. White silks will be dyed in both tie-dye (shibori) and dip dyeing. Habutae and silk noil will be used as well as sheers such as organza and chiffon. Bring your own silk fabrics and garments (printed, plain or embroidered) for the most serendipitous excitement!

One day ~ 9:00am – 5:00pm  
\$60 per day plus \$50 materials fee



## PHOTO TRANSFER

Transferring photographs to fabric creates images that can be used in quilts, memory books, dolls, or even clothing. We'll explore 3 techniques: using the computer and the computer printer, acetone rubbings, and a third of your choice--there are a lot of ways to transfer images! Bring your favorite photographs, especially black & white. You'll go home with a stack of printed fabric that you can immediately use. (Note my "Self-Portrait" triptych on the Home page included in the book, "500 Handmade Dolls.")

One or two days - 9:00am - 5:00pm each day

**One Day**  
\$60 per day plus \$25 materials fee

**Two Days**  
\$120 plus \$35 materials fee




# Clothing



## THE JACKET CLASS

Create a one-of-a-kind jacket from a sweatshirt by spending the first day painting and stamping practice fabric, and creating the background on the jacket. On the next day, use stamps and stencils to pattern the final jacket.

Two days - 9:00am - 5:00pm each day  
\$120 plus \$40 materials fee



## THE SWEATSHIRT VEST

Create a one-of-a-kind vest from a sweatshirt by spending the morning painting and stamping practice fabric, and creating the background on the vest. The afternoon is spent using stamps and stencils to pattern the final vest. Many students make at least 2 vests by the end of the second day!

One or two days – 9:00am - 5:00pm each day

### One Day

\$60 per day plus \$40 materials fee  
(includes one sweatshirt; additional ones may be purchased)

### Two Days

\$120 plus \$40 materials fee



## SHIBORI SILK SCARVES

Using pre-hemmed silk scarves, create uniquely colored and patterned wearable art. Black silk scarves and pre-dyed colored silk scarves will be discharged to remove color with pole-wrapping (image on left) and other shibori (the Japanese term for shaped resist, such as tie-dye) techniques.

One day - 9:00am - 5:00pm

\$60 per day plus \$35 materials fee

---



## FABRIC COLLAGE

My collage work has expanded from putting fabric collages on my torn blue jeans ("patches"?) to embroidery and dolls. We'll explore a variety of possibilities, depending on students' interests. Bring a pair of distressed or torn jeans (yours or someone else's) and an adventurous attitude to putting color and pattern together. Students will go home with "fabric" that can be used in a purse, pillow, jacket or doll as well as a new pair of wearable art blue jeans!


One or two days - 9:00am - 5:00pm

### One Day

\$60 per day \$15 materials

### Two Days

\$120 plus \$25 materials fee (fabrics, needles)



## Open Studio

Once you've taken classes here and know how to use and mix the textile paints and the additional auxiliary agents without my help, you may come and make the mess at my house!

\$12 per 3-hours (materials such as sweatshirts and silk scarves may be purchased additionally)

3 hour increments

---